

as presented to the
Marin County Board
of Education

on

January 9, 2024



OVERSIGHT UPDATE

ROSS VALLEY CHARTER

JANUARY 9, 2024



OVERVIEW

Background and Timeline

Reports:

- Facilities Inspection Tool
- Website Compliance
- Academic/Accountability
- Enrollment


Financial Updates

- Cash Management
- Mid Year Projections

Next Steps

Board Policy

Ross Valley Charter Timeline



FCMAT

2023-2024

- FCMAT transitions oversight to MCOE

2022-2023

- FCMAT provides technical assistance and charter oversight

2021

- SBE designates Marin County School Board as the charter authorizer
- MOU between RVC and MCOE


2017 - 2020

- RVC operates under SBE authorization
- SBE approves the renewal petition

2015-16

State Board of Education authorizes Ross Valley Charter (RVC)

REPORTS



FACILITIES INSPECTION TOOL - (FIT)

SCHOOL DISTRICT/COUNTY OFFICE OF EDUCATION Ross Valley Charter School		COUNTY Marin	
SCHOOL SITE Ross Vallet Charter School		SCHOOL TYPE (GRADE LEVELS) TK-5th	NUMBER OF CLASSROOMS ON SITE: 11 NUMBER OF RESTROOMS ON SITE: 3
INSPECTOR'S NAME Carolynne Beno	INSPECTOR'S TITLE Intervention Specialist	NAME OF DISTRICT REPRESENTATIVE ACCOMPANYING THE INSPECTOR(S) (IF APPLICABLE) Page Hersey	
TOTAL ESTIMATED BUILDING VOLUME (CUBIC FEET):	TIME OF INSPECTION 9:00 a.m.	SITE ENROLLMENT 220 students	
TOTAL ESTIMATED SITE SQUARE FOOTAGE / ACREAGE:	WEATHER CONDITION AT TIME OF INSPECTION Sunny, 68 degrees		
TOTAL ESTIMATED BUILDING SQUARE FOOTAGE:			

PART III: CATEGORY TOTALS AND RANKING (round all calculations to two decimal places)

TOTAL NUMBER OF AREAS EVALUATED ↓	CATEGORY TOTALS	A. SYSTEMS			B. INTERIOR	C. CLEANLINESS		D. ELECTRICAL	E. RESTROOMS/FOUNTAINS		F. SAFETY		G. STRUCTURAL		H. EXTERNAL	
		GAS LEAKS	MECH/HVAC	SEWER	INTERIOR SURFACES	OVERALL CLEANLINESS	PEST/VERMIN INFESTATION	ELECTRICAL	RESTROOMS	SINKS/ FOUNTAINS	FIRE SAFETY	HAZARDOUS MATERIALS	STRUCTURAL DAMAGE	ROOFS	PLAYGROUND/ SCHOOL GROUNDS	WINDOWS/DOORS/ GATES/FENCES
18	Number of "OK"s:	18	18	18	13	18	18	15	11	5	18	18	18	14	1	15
	Number of "D"s:	0	0	0	5	0	0	3	0	1	0	0	0	3	0	3
	Number of "X"s:	0	0	0	0	0	0	0	0	0	0	0	0	0	0	0
	Number of N/A's:	0	0	0	0	0	0	0	7	12	0	0	0	1	17	0
Percent of System In Good Repair Number of "OK"s divided by (Total Areas - "NA"s")		100	100	100	72.22	100	100	83.33	100	83.33	100	100	100	82.35	100	83.33
Total Percent per Category (average of above)*		100			72.22	100		83.33	91.67		100		91.18		91.67	
Rank (Circle one) GOOD = 90%-100% FAIR = 75%-89.99% POOR = 0%-74.99%		Exemplary			Poor	Exemplary		Fair	Good		Exemplary		Good		Good	

*Note: An extreme deficiency in any area automatically results in a "poor" ranking for that category and a zero for "Total Percent per Category".

OVERALL RATING:

DETERMINE AVERAGE PERCENTAGE OF 8 CATEGORIES ABOVE →

91.26

SCHOOL RATING** →

Good

**For School Rating, apply the Percentage Range below to the average percentage determined above, taking into account the rating Description below.

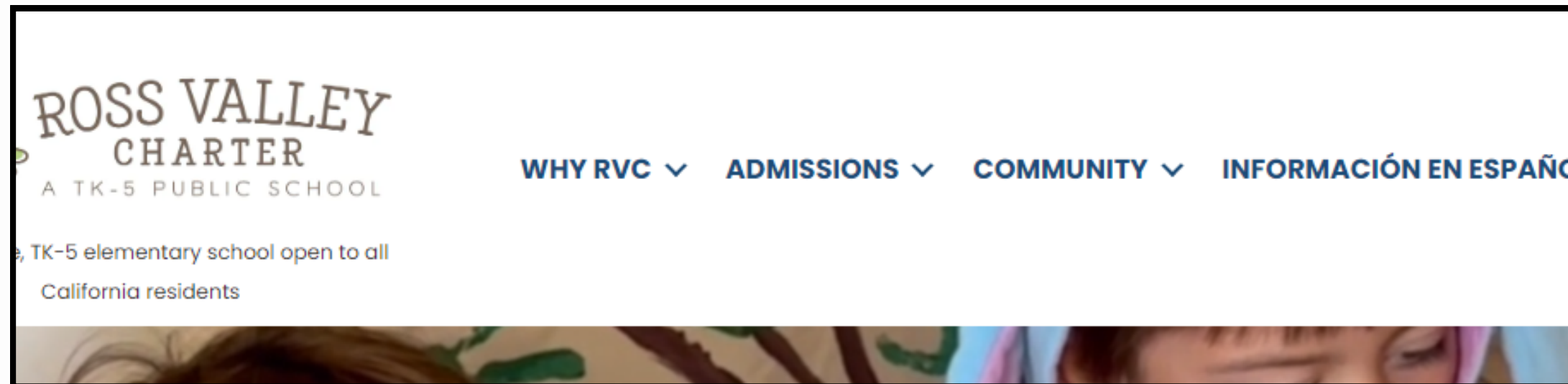
PERCENTAGE	DESCRIPTION	RATING
99%-100%	The school meets most or all standards of good repair. Deficiencies noted, if any, are not significant and/or impact a very small area of the school.	EXEMPLARY
90%-98.99%	The school is maintained in good repair with a number of non-critical deficiencies noted. These deficiencies are isolated, and/or resulting from minor wear and tear, and/or in the process of being mitigated.	GOOD
75%-89.99%	The school is not in good repair. Some deficiencies noted are critical and/or widespread. Repairs and/or additional maintenance are necessary in several areas of the school site.	FAIR
0%-74.99%	The school facilities are in poor condition. Deficiencies of various degrees have been noted throughout the site. Major repairs and maintenance are necessary throughout the campus.	POOR

INSPECTOR'S COMMENTS AND
RATING EXPLANATION:

Overall, the facility and grounds are in good repair. The school needs to continue to work with their landlord to have their

WEBSITE COMPLIANCE

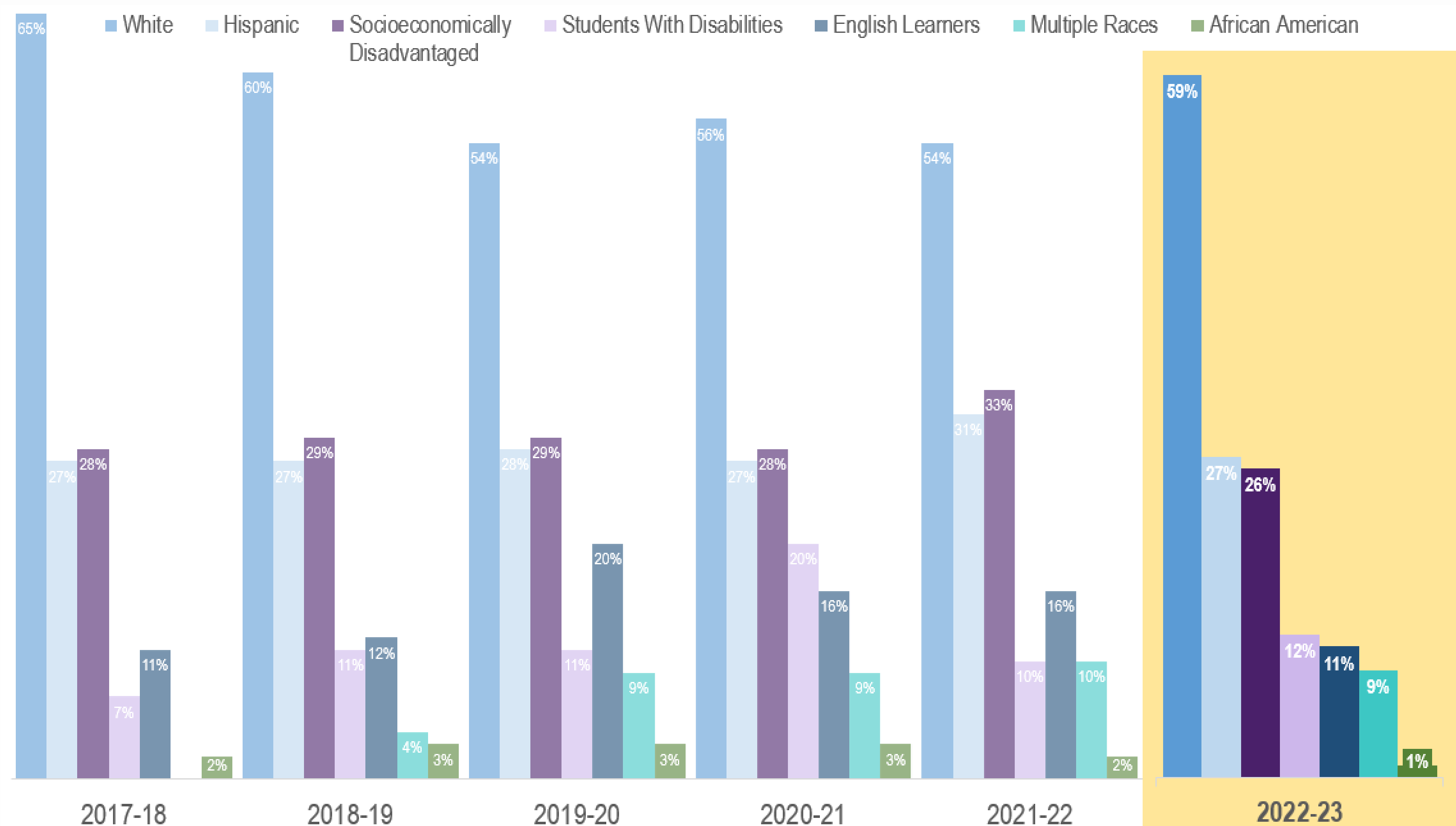
- Monitored for compliance required by law and/or agreed to in the MOU between RVC and MCOE
- Latest Review:
 - July 14, 2023
 - School updated website in accordance with the FCMAT recommendations



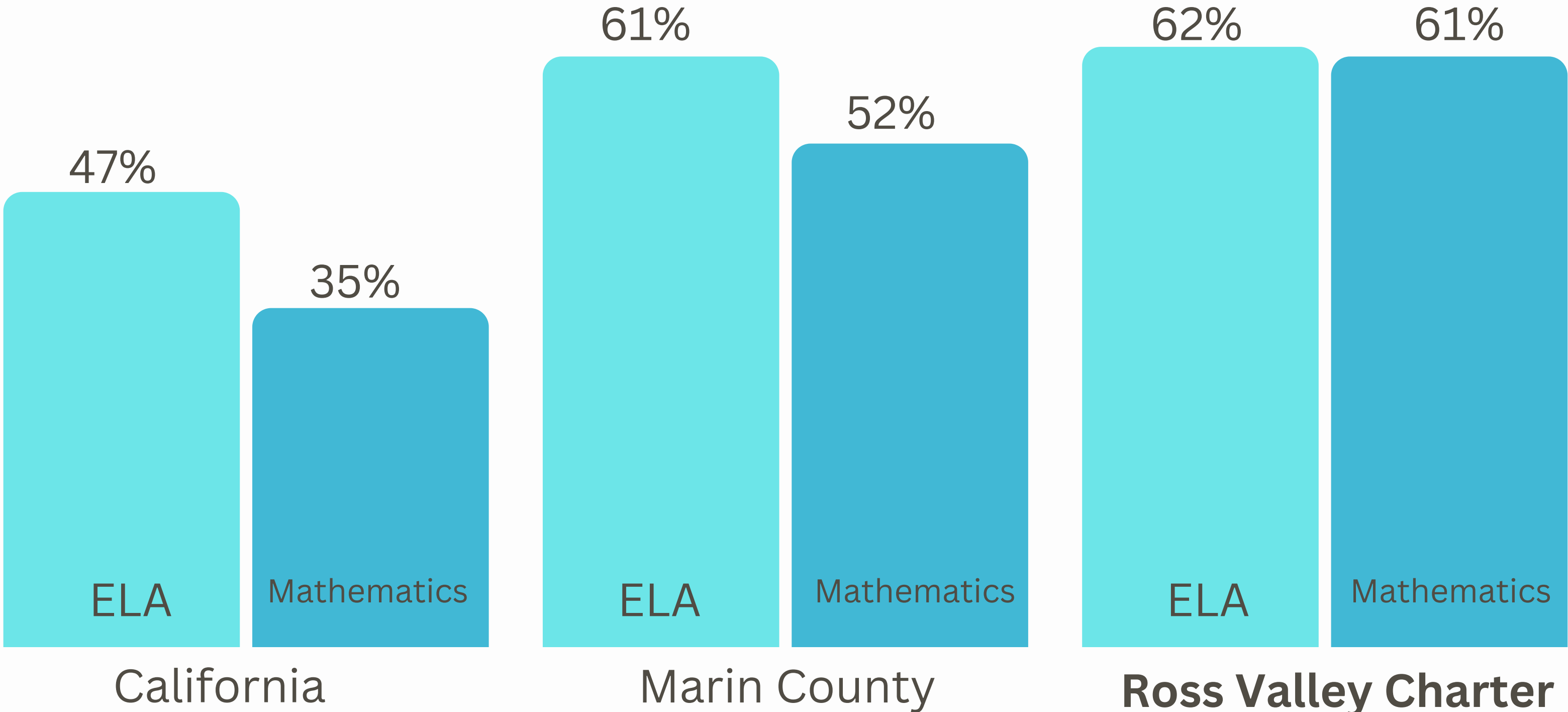
ACADEMIC PERFORMANCE & ACCOUNTABILITY



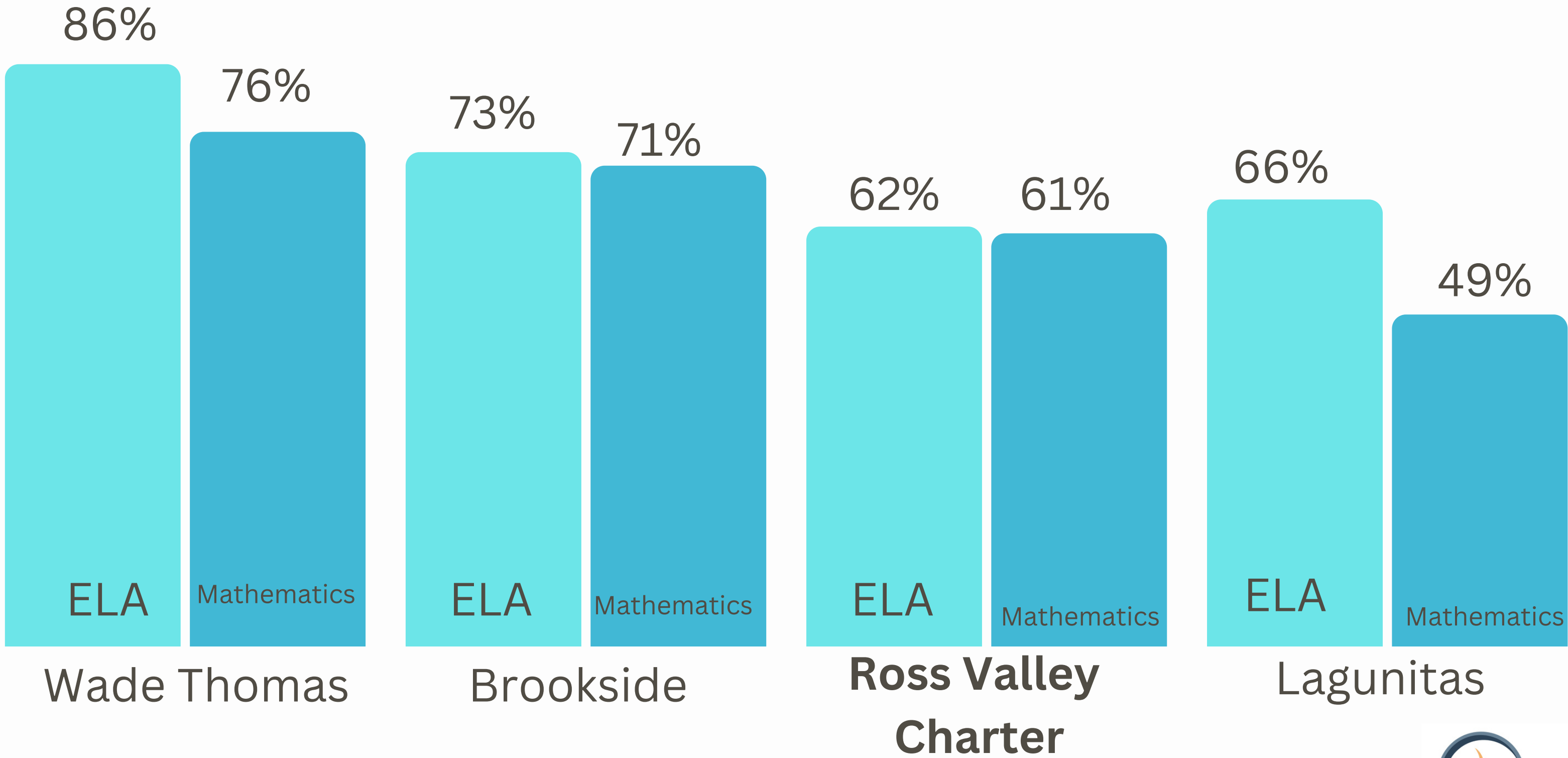
DEMOGRAPHICS



ACADEMICS: 2022-2023 CAASPP RESULTS*



ACADEMICS: 2022-2023 CAASPP RESULTS*



*% of students meeting/exceeding standards



California School DASHBOARD



Red



Orange



Yellow



Green



Blue

ACCOUNTABILITY - ACADEMICS

LEARN MORE

English Language Arts

All Students State



Green

19.8 points above standard

Declined 15.7 Points ⬇️

LEARN MORE

Mathematics

All Students State



Green

19.9 points above standard

Declined 6.7 Points ⬇️

ACCOUNTABILITY - CLIMATE

LEARN MORE

Suspension Rate

All Students State



Orange

1.3% suspended at least one day

Increased 1.3% ⬆

LEARN MORE

Chronic Absenteeism

All Students State



Red

29.1% chronically absent

Maintained -0.4%

FISCAL OVERSIGHT

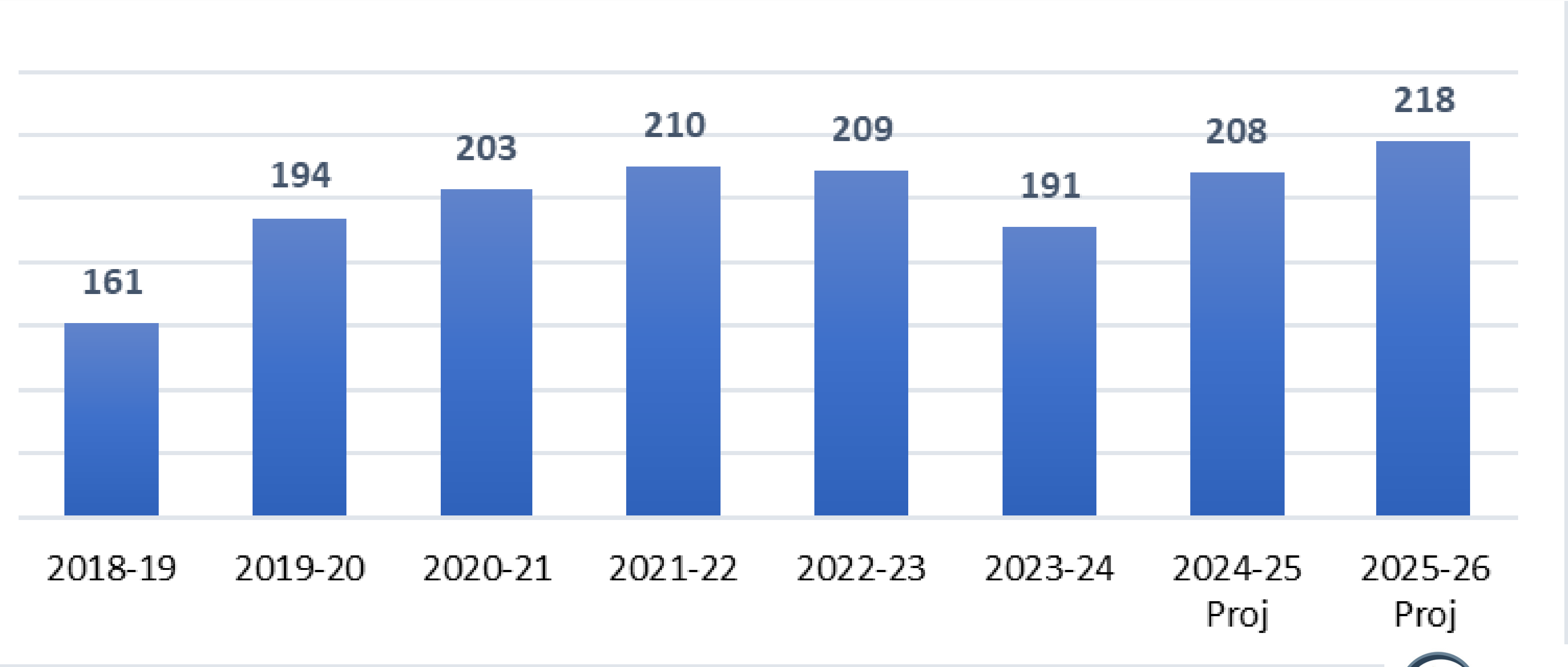


FISCAL OVERSIGHT

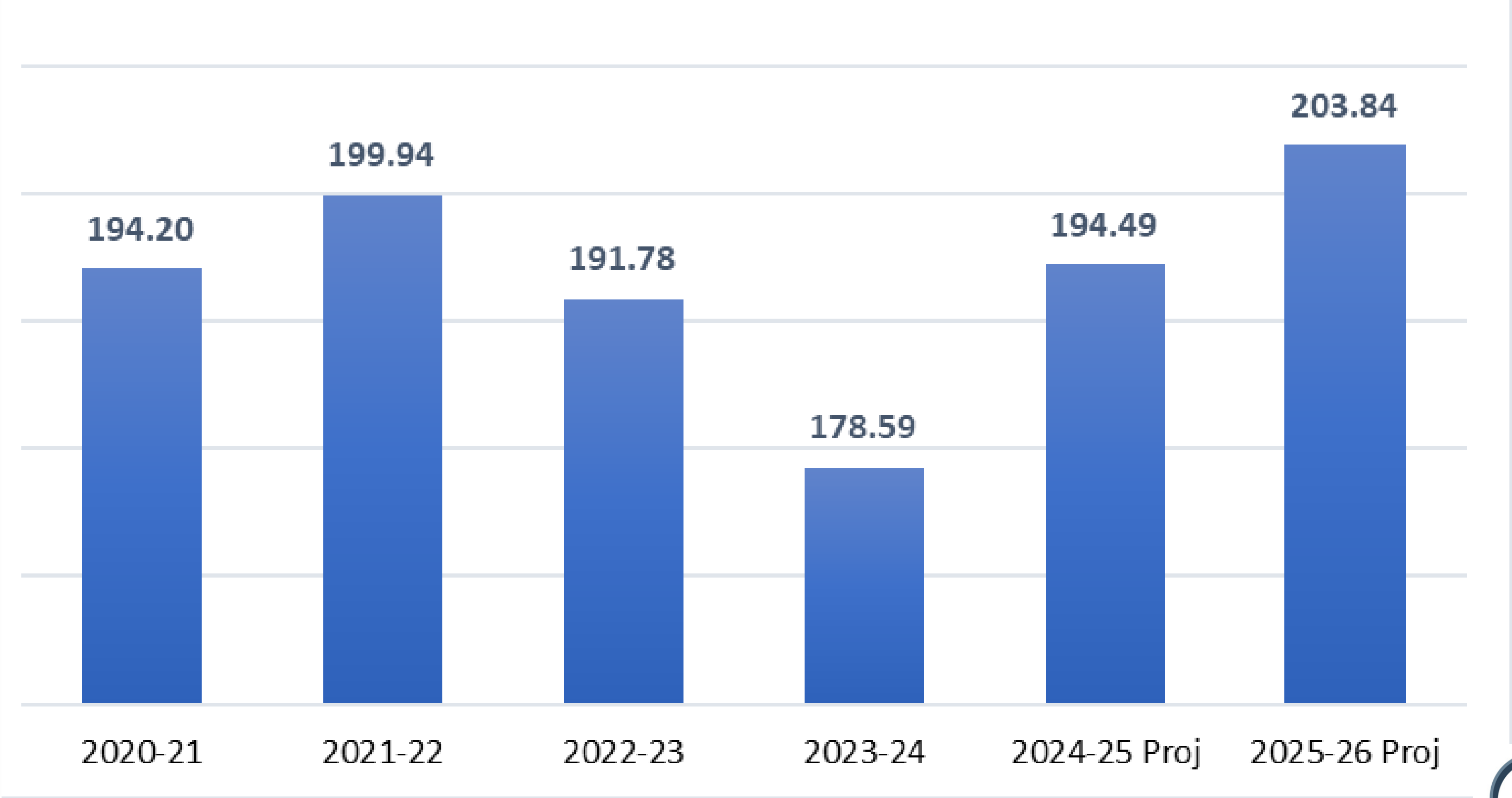
The County Office will conduct a review of the school's fiscal status to assess whether the assumptions used for revenue and expenditures are reasonable and realistic.

- Enrollment and Average Daily Attendance (ADA)
- Current Year Operational Budget
- Financial Projections for three years of operation
- Cash Management
- Grants and Fundraising

ENROLLMENT



ATTENDANCE



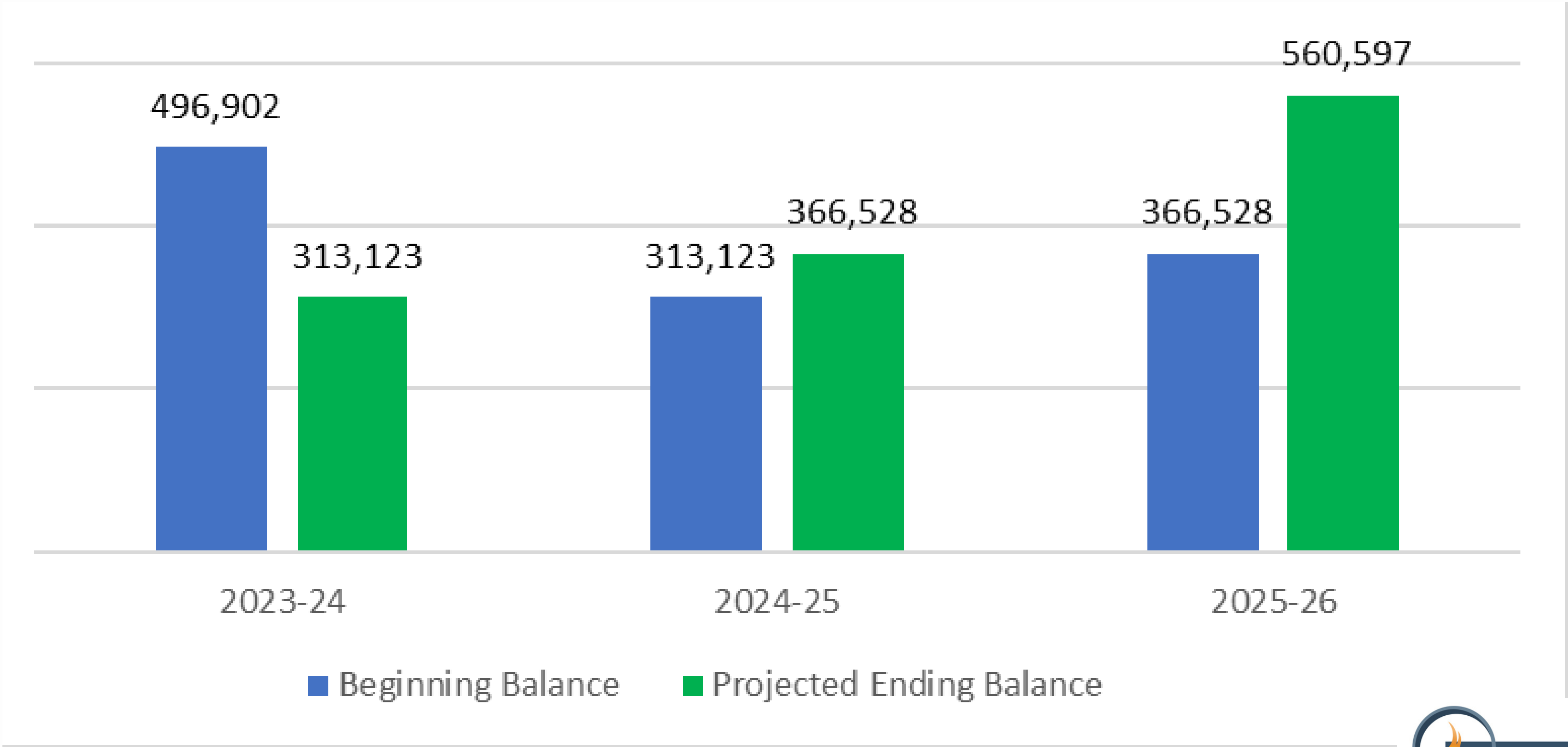
FISCAL REVIEW 2023-2024



FINANCIAL SUMMARY

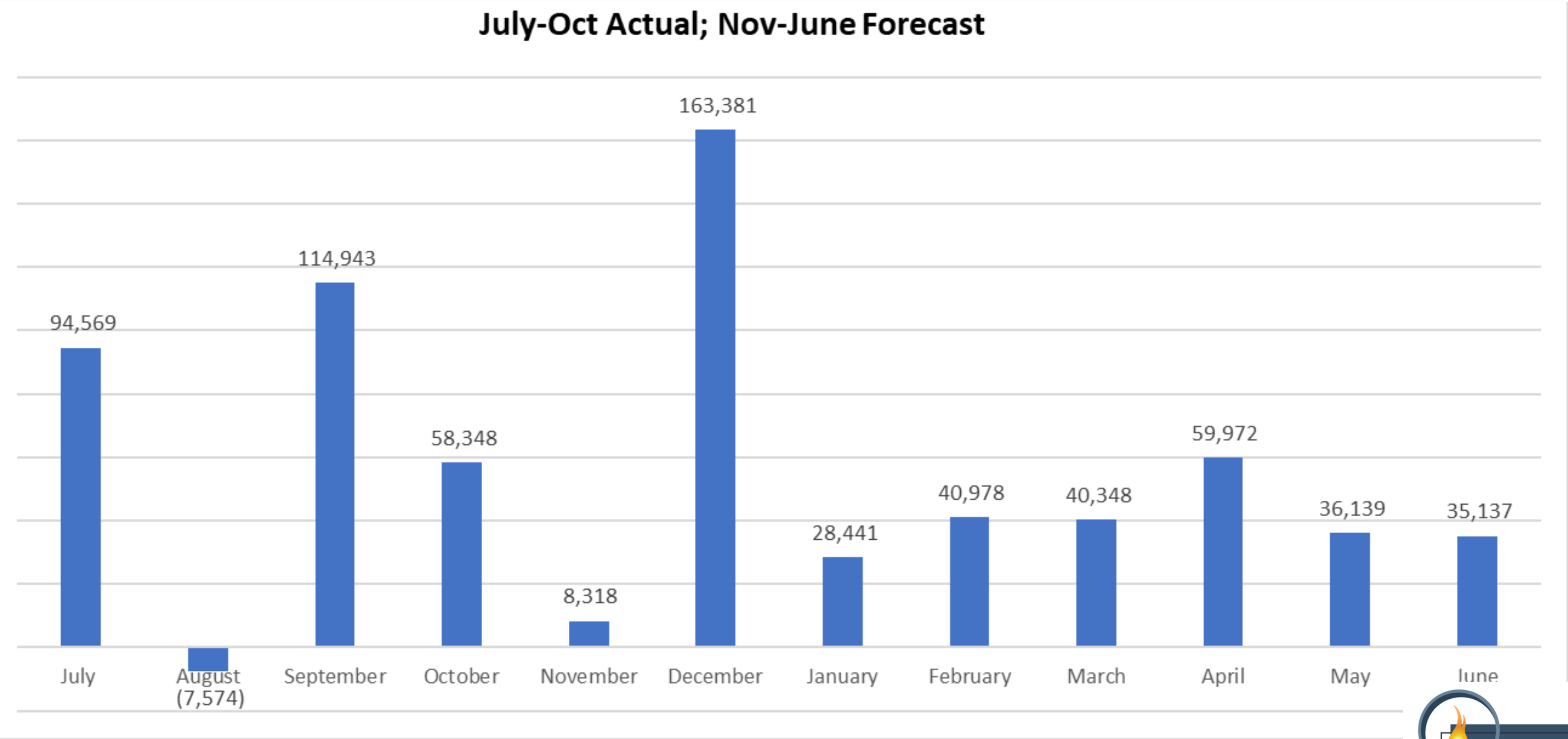
Budget Update	Adopted	First Interim	Variance
Revenues	3,396,281	3,058,185	(338,096)
Expenditures	3,353,408	3,241,964	(111,444)
Operating Income	42,873	(183,779)	
Beginning Balance	496,902	496,902	
Projected Ending Balance	539,775	313,123	

MULTI-YEAR PROJECTION - FUND BALANCE



FIRST INTERIM CASH MANAGEMENT BALANCE

July-Oct Actual; Nov-June Forecast

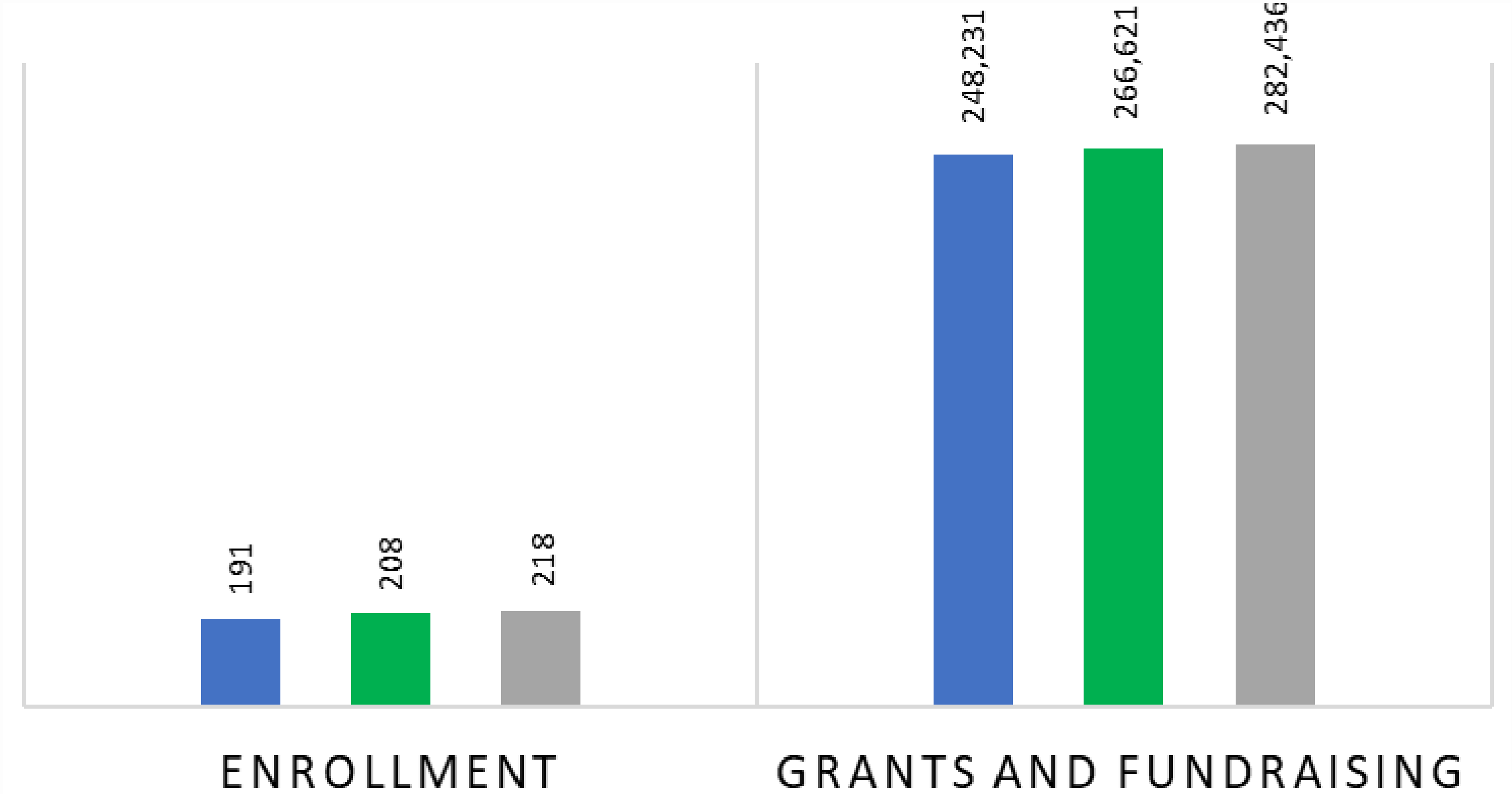


CASH MANAGEMENT

Receivables were sold to provide funding to the school in advance of the state payment distribution date.

Account Authority / Payor	Account Receivable	Amount Purchased	Admin Fee	Discount %	Discount	Amount Funded
Marin County Office of Education	FY 23-24 Advance Apportionment Jan PMT - LCFF State Aid. CDS# 21-77065-0135350	\$130,000.00	\$ -	3.99%	\$5,187.00	-\$124,813.00
Marin County Office of Education	FY 23-24 Advance Apportionment Mar PMT - LCFF State Aid. CDS# 21-77065-0135350	\$37,429.00	\$ -	5.99%	\$2,242.00	-\$35,187.00
		\$167,429.00	\$ -		\$7,429.00	-\$160,000.00

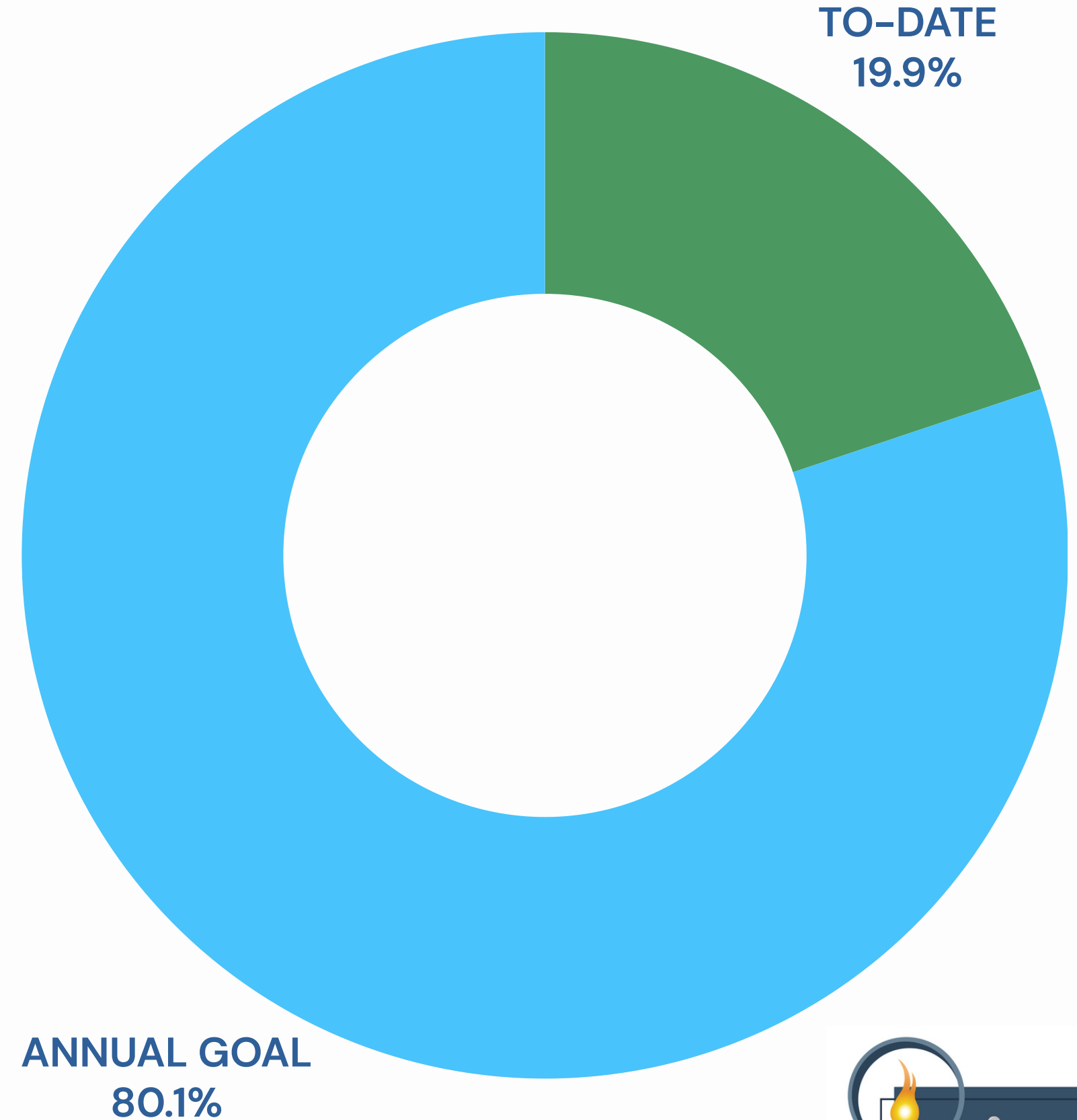
FISCAL SOLVENCY



FUNDRAISING AND GRANTS AS OF OCTOBER 31

ANNUAL GOAL
\$248,231

.....
TO-DATE
\$53,910



MULTI - YEAR PROJECTION - 1ST INTERIM

Influences on the financial stability of the school:

- **Enrollment targets:** (assumption - an average ADA of 93.5%)
 - 2023-2024 - 191 students
 - 2024-2025 - 208 students
 - 2025-2026 - 218 students
- **State budget:**
 - Impact on k-12 education
- **Donations and fundraising:**
 - 2023-2024: \$248,231
 - 2024-2025: \$266,621
 - 2025-2026: \$282,435

NEXT STEPS:

MCOE

- Transition from FCMAT completed by June 30, 2024
- MCOE to assume oversight
- MCBE Ad Hoc

Ross Valley Charter

- Program update to MCBE - February 13, 2024
- Renewal - June 30, 2026



BOARD POLICY



2301:

- Appeals of District Decisions Regarding Charter Schools

2302:

- Authorization of County Charter Schools

